

A100 Medicine- statistics from the 2025 admissions round

In 2025 we received 1,156 UCAS applications (1,164 in 2024). Of these applicants:

- 1,087 successfully registered for and sat the UCAT.
- 60 did not meet our requirements for entry (most often because they were too young, did not submit explanation through our extenuating circumstances process as to why they were applying on the basis of a resit, did not possess suitable academic credentials or did not meet our academic entry requirements for the qualifications taken). (65 in 2024)
- 16 withdrew from the application process before or after shortlisting.

The data below, unless otherwise stated, refer to the subset of 1,026 applicants (88.8%) who were eligible to apply *and* had sat the UCAT *and* had not withdrawn their application either before or after shortlisting.

24 eligible applicants applied for deferred entry (38 in 2024). Of these, 10 were shortlisted and interviewed, and 1 received an offer of a place for 2027 (compared to 2 last year who were offered deferred places).

- 55.9% of eligible applicants were female (61.6% in 2024).
- 76.3% of eligible applicants offered A-levels.
- 23.5% of eligible applicants resided outside the UK; of these, 6.2% resided inside the EU and 17.3% outside the EU.
- 7 graduates submitted eligible applications.

Overall, approximately 41.4% of applicants who made complete applications were shortlisted (42.2% in 2024).

SHORTLISTING

Initial shortlisting was based on a combined UCAT and GCSE score (the latter only if available and if the candidate had not sat their GCSEs between summer 2020-summer 2021 or had sat more than 5 GCSEs). This is the second year that the UCAT has been used in shortlisting. The UCAT no longer includes the section on Abstract Reasoning, so all scores were out of 2700 (instead of 3600 in 2024).

GCSE performance data for schools in Great Britain and Northern Ireland were used, where available, to assess whether an applicant's grades at GCSE reflected an under- or over-performance within the context of the school at which they were taken.

As the 2020 and 2021 GCSE results were teacher-assessed grades rather than examined grades, these data are not robustly comparable between schools across England and Wales; the Department for Education were also unable to provide school performance data for this cohort. GCSE performance was therefore not used systematically in the 2025 admissions round for those applicants who completed their GCSEs between summer 2020 – summer 2021. Instead, their UCAT score was double-weighted. For applicants who did not complete the majority of their GCSEs between summer 2020-summer 2021, any individual GCSEs that were taken in this period were discounted from our measure of overall GCSEs taken, number of A*/9/8 and mean proportion of A*/9/8 used in the automatic shortlisting stage.

Where we had received annotations from Pearson Vue pertaining to factors affecting the UCAT test or had received information detailing extenuating circumstances at the time of GCSEs, it was noted at the appropriate stage of shortlisting. **Please note that candidates who attend the UCAT are declaring they are fit to test. Candidates who were aware of anything that might have affected their performance on the day should not have attempted the test. Full details can be found on [the UCAT Consortium's Fitness to Test policy page](#).**

All non-shortlisted applicants were then reviewed by tutors to identify any candidates whose applications gave us cause to believe that the algorithmic process underestimated their academic potential. At this stage tutors had access to these candidates' individual GCSE grades (including for those who had taken GCSEs in 2020 and 2021 and those who had taken five or fewer GCSEs). Those applications nominated by tutors were scrutinised further along with the 80 applicants just below the cut-off point by the Shortlisting Committee for A100 Medicine. As a result of this process, 80 additional applicants were added to the shortlist.

- For those shortlisted the mean overall UCAT score was 2377.5.
- 32 applicants provisionally identified as international fee-status applicants were shortlisted. For those shortlisted applicants provisionally identified as international for fee-paying purposes, the mean overall UCAT score was 2537.2.

Interviews & Offers

Each applicant was interviewed by two colleges: the college of preference (where possible), or allocation if an open application was made, and one other randomly assigned by computer so as to equalise as far as possible the strength of the applicant field at each college (as measured by the numerical ranking produced by the shortlisting algorithm). The number of applicants called for interview is fixed at around 425, in other words about 2.5 applicants per place available.

Interviewers assessed each candidate against our explicit list of selection criteria. To find out more, [read our selection criteria](#). The composition of interview panels was arranged such that every candidate was interviewed by at least one practising clinician. To get a sense of

what interviews are like, [watch our demonstration interview](#) with one of our students and two college tutors, recorded for the 2020 Virtual Open Days, on YouTube.

Following interviews, colleges ranked all the candidates they had seen, on the basis of all information available to them at that time. After disclosure of the candidate rank from the second college and UCAT score (including the situational judgement test band), colleges reviewed their ranking and submitted a final version. On the basis of this final ranking, candidates were provisionally assigned offers at a particular college, taking into account the preferences of the college the applicant had chosen (or had been allocated to). As part of this process, the Medical Sciences Office also consulted with colleges to ensure that, where possible, those candidates who had performed strongly overall could be placed. Admissions decisions were confirmed by correspondence between colleges and the Medical Sciences Office.

Please note that colleges interviewed blind of college of choice (or allocation) and UCAT score.

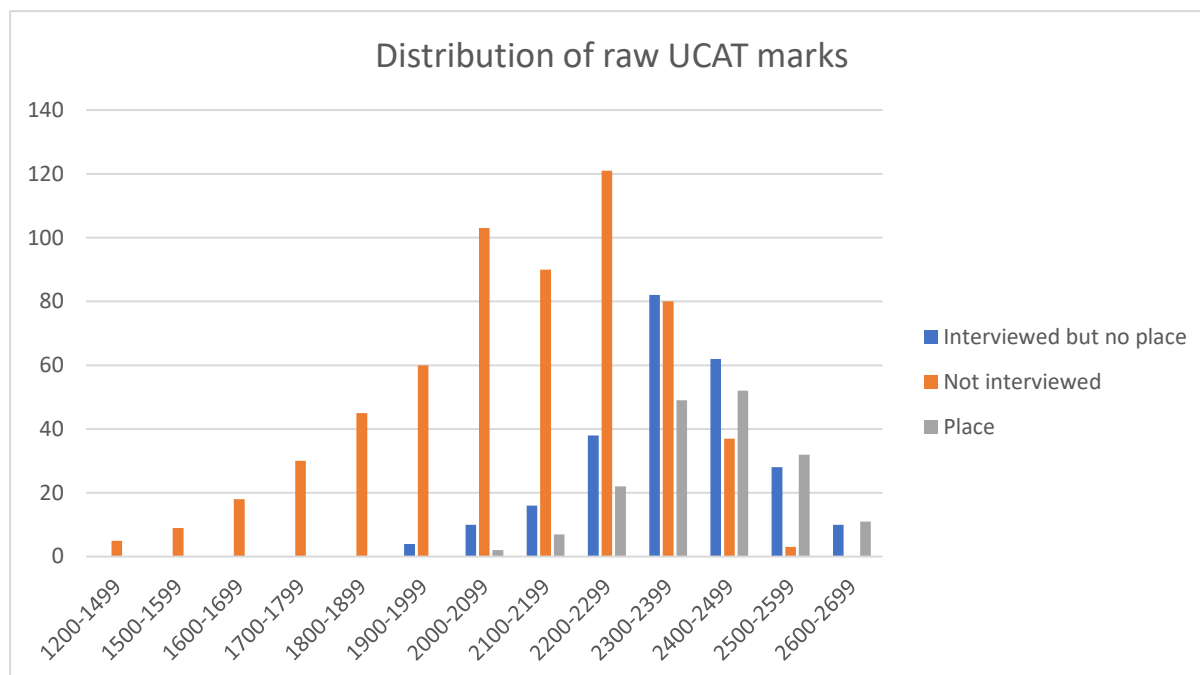
Colleges made 158 quota offers, 1 deferred offer and 16 open offers (which means the applicant is guaranteed a place at Oxford to study Medicine, but will not be assigned to a college until after A-level results are known).

- The overall success rate for male applicants was 15.4% (19.2% in 2024); the overall success rate for female applicants was 18.1% (16.0% in 2024). We have redacted the overall success rate for applicants who selected 'I prefer not to say' or 'I use another term' as their gender due to small numbers in these categories.
- For those with an offer of a place, the mean overall score for UCAT was 2407.1.
- No graduate applicant received an offer of a place (graduates compete with school-leavers for places; there is no separate quota).
- 8 international fee-status applicants received an offer for 2026.
- 44.8% of offers were made by colleges other than the college of preference (or allocation if an open application was made). This compares with 45.7% in 2024. 15.9% of eligible applicants submitted an open application, meaning they did not specify a college of preference on their application and were allocated one.

UCAT

Male applicants scored slightly more highly on UCAT than female applicants (mean 2246.5 vs mean 2193.5).

The following chart shows UCAT scores for the 2025 cohort. The test was scored out of 2700. As this was out of 3600 in 2024, we have not included comparative statistics with the previous cycle for overall score.



The mean overall UCAT score for all applicants was 2217.5 which rose to 2377.5 for those shortlisted and 2407.1 for applicants receiving offers.

The mean overall UCAT score for applicants to the A100 course at the University was higher than the final total cognitive mean scaled score for all UCAT test-takers in 2025, which was 1891.

The average raw score per section was 700.1 for Verbal Reasoning (679.2 in 2024), 728.2 for Decision Making (714.0 in 2024), and 789.2 for Quantitative Reasoning (749.2 in 2024).

These were all higher than the final mean scaled scores of the cognitive subtest for all UCAT test-takers in 2025, which were as follows:

Verbal Reasoning – 602 (601 in 2024)

Decision Making – 628 (620 in 2024)

Quantitative Reasoning – 661 (649 in 2024)

More information about overall statistics for the UCAT in 2025 can be found [on the Test Statistics page of Pearson Vue's UCAT website.](#)

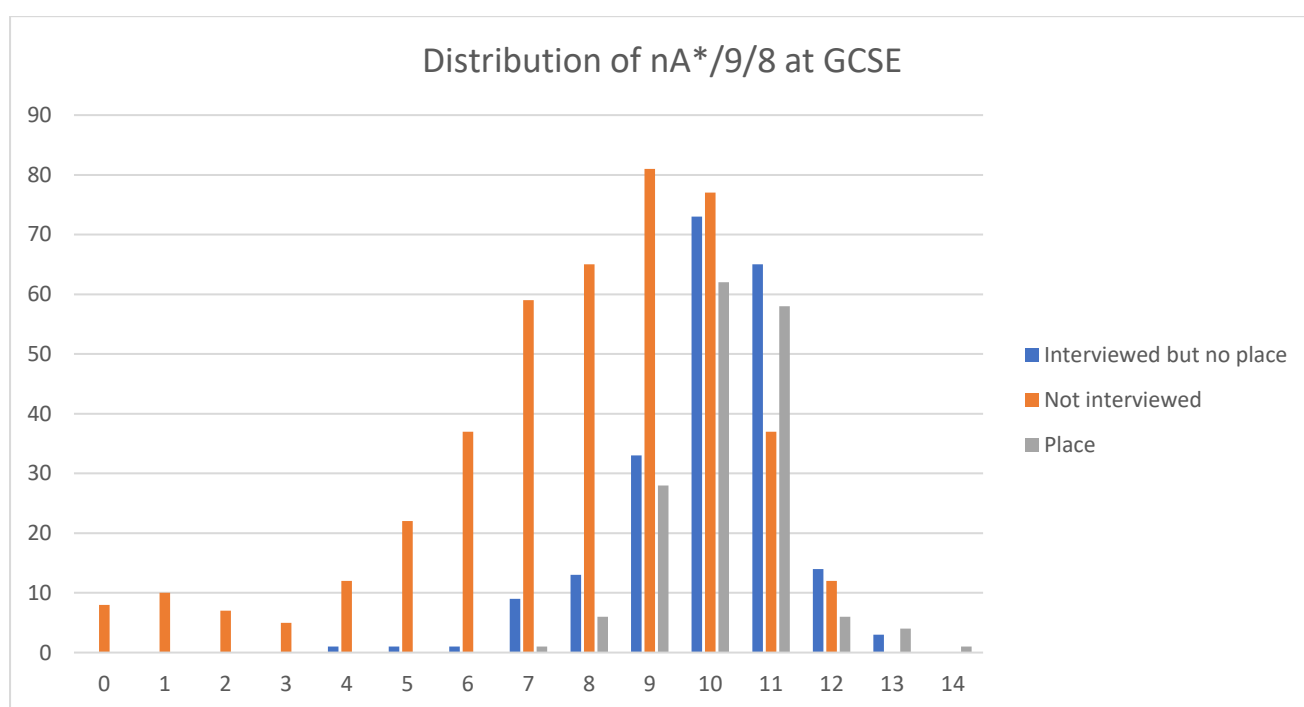
GCSE performance

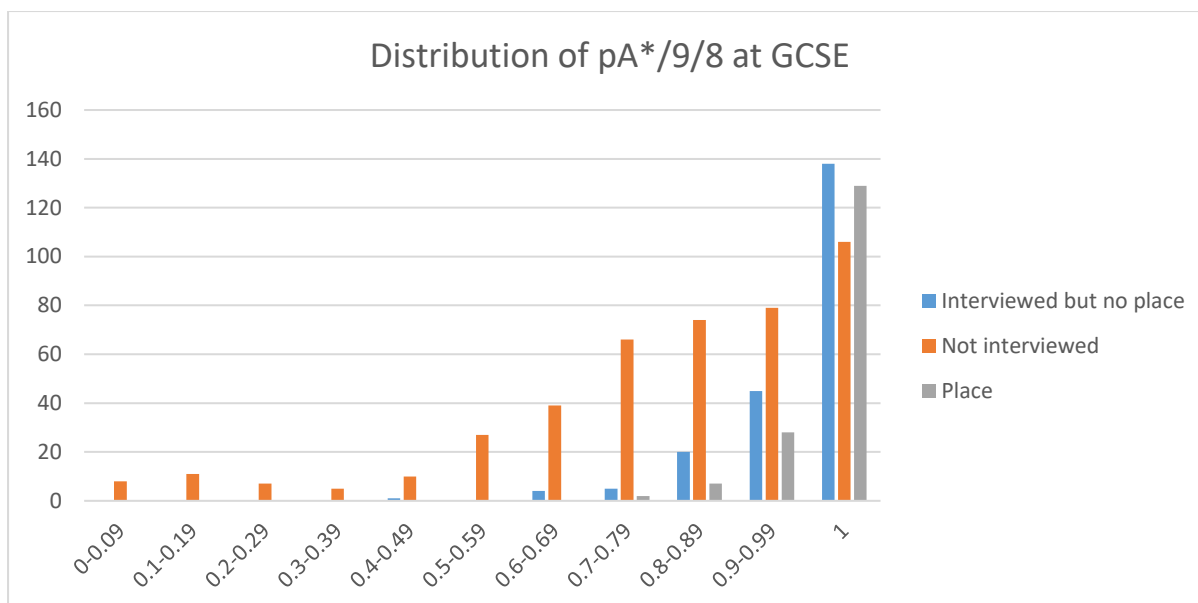
The data on GCSEs below refer to the subset of applicants who did not complete their GCSEs between summer 2020 – summer 2021 and completed 6 or more GCSEs.

The mean number of total GCSE qualifications offered (not including short courses or other GCSE-equivalent qualifications) was 10.3 (10.2 in 2024).

The mean number of A* at GCSE for all applicants was 8.9 (9.0 in 2024); this rose to 10.1 for those shortlisted (10.1 in 2024) and 10.3 for applicants receiving offers (10.3 in 2024).

The mean proportion of A* at GCSE was 0.86 (0.88 in 2024); this rose to 0.96 for those shortlisted (0.96 in 2024) and was 0.97 for applicants receiving offers (0.97 in 2024).





A-levels and equivalent qualifications

All A-level applicants must take Chemistry. The table below summarises the distribution of other subject choices amongst applicants this year taking A-levels.

Subject	% of applicants	% of applicants shortlisted	% of applicants with offers
Biology	96	96	97
Physics	14	11	10
Mathematics	80	86	84
Further Mathematics	15	20	23

With regard to 'Other subjects', the most popular subjects were Psychology (8.2%), English Literature (3.5%) and History (3.5%), followed by Economics (3.1%), French (2.9%), Spanish (2.5%), Art and Design (1.7%) and Computer Science (1.5%).

17.4% of applicants taking A-levels were studying Chemistry plus just one more science or maths subject. This compares with 14.4% of shortlisted applicants and 17.6% of those offered places.

7.7% of applicants taking A-levels were studying Chemistry, Biology, Physics AND Mathematics (compared to 6.5% of shortlisted applicants and 6.3% of applicants offered places).

N.B. Despite the fact that most applicants offering A-levels tend to take Biology (or Human Biology), this subject is NOT required at A2 level (or indeed at AS-level). However, do be aware that not having A-level Biology is associated with a greater risk of having difficulty at the early stages of the course (and other medical courses).

60.0% of applicants taking A-levels were doing/had done 3 A-levels, 35.8% were doing 4 A-levels and approx. 3.4% were doing 5 or more A-levels (though not necessarily all being completed in one academic year).

23.6% of applicants offered alternative qualifications, the most popular of which was the IB (11.4%), with US qualifications (SAT subject tests/AP tests), Canadian qualifications, the Singaporean SIPCAL, Australian qualifications and Scottish Advanced Highers representing the next most popular options. 6.1% of applicants who were shortlisted and 9.1% of applicants with an offer studied for qualifications other than A-levels (including the IB).

SCHOOL TYPES

74.3% of applicants attending school in the UK were from state schools (including sixth form and further education colleges), while 25.7% were from independent schools.

The overall success rate in 2025 was 19.7% for state school applicants and 25.8% for independent school applicants.

International applicants

Upwards of 210 applicants provisionally identified as international for fee-paying purposes submitted complete applications for 2026 entry. Following shortlisting, which is conducted in line with the quota imposed on the Medical School by the UK Government for the available international places, 32 of these applicants were shortlisted and 8 applicants received an offer for 2026.

[Prospective candidates are reminded that the Medical School is required by the Higher Education Funding Council to limit the number of international (meaning non-UK/ROI in the most recent admissions round) medical students admitted to a maximum of 7.5% across both the standard (A100) and Graduate Entry (A101) courses - see [our advice for international applicants](#)]