

Engineering Science 2025-26 cycle admissions report

Note on the data in this report

The data used for the statistics in this report are a snapshot of the data available on 9 January 2026. Whilst it is not anticipated that there will be significant change between this date and the date on which candidates are notified of the outcome of their applications, small changes may be possible. As such, the statistics presented in this report may differ slightly from any statistics produced after final decisions are communicated.

Candidates that withdrew before final decisions were made, or that submitted their applications after the deadline at 6pm on 15th October 2025 that were not considered, are excluded from the statistics given in this report.

Admissions requirements

Information on the requirements to study Engineering Science at Oxford can be found on the University website at <https://www.ox.ac.uk/admissions/undergraduate/courses/course-listing/engineering-science>, and on the department website at <https://eng.ox.ac.uk/study/undergraduate/applications/>.

Application numbers

The table below shows information regarding the number of applicants, shortlisted applicants, and applicants made offers. It further shows the numbers by Gender ("Prefers not to say" and "Uses another term" have been combined due to low numbers), and by domicile ("UK" or "Non-UK").

	Man	Woman	Prefers not to say/Uses another term	UK	Non-UK	Total
Applicants	936	343	15	638	656	1294
Shortlisted applicants	322	118	4	263	181	444
Applicants made offers	157	54	3	125	90	214

GCSE results

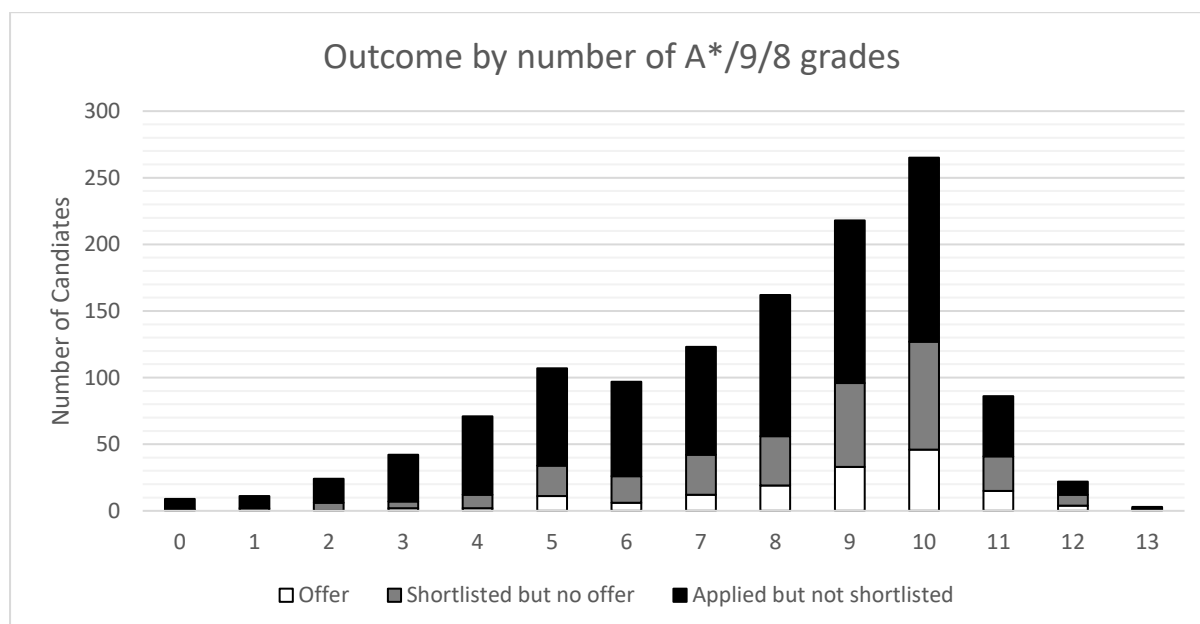
GCSEs (General Certificates in Secondary Education) are UK qualifications usually taken in Year 11 (when the applicant is 15-16). It is not required for applicants to have taken GCSEs, and we receive and consider many applications, particularly from outside the UK, that have not taken GCSEs. However, where these results are available, they are considered when making decisions.

In this section, “A*/9/8” refers to GCSE results of A* **or** 9 **or** 8 (the grading may depend on the exact qualification and when it was taken), and only includes applicants that have taken at least five GCSEs.

The average numbers of A*/9/8 grades for all applicants, shortlisted applicants, and applicants made offers, are listed in the table below.

	Average number of A*/9/8 grades
Applicants	7.3
Shortlisted Applicants	8.2
Applicants made offers	8.8

The chart below shows the outcome for applicants by their number of A*/9/8 grades.



A-level choices

The information given in this section includes only applicants that are taking/have taken A-levels (Advanced Levels), which form the majority of UK applicants. A-levels are school-leaving qualifications usually taken in Year 13 (usually when the applicant is 17-18).

For Engineering Science, if an applicant is taking A-levels then they would be required to be taking both Mathematics and Physics A-levels. Further, it is helpful for candidates to have taken A-level Further Mathematics, although this is not required. Taking Further Mathematics is not, in itself, an advantage for admission. However, applicants taking Further Mathematics may, as a result, be stronger in other aspects of the admissions process such as the Physics Admissions Test or at

interview. The table below shows the number of A-level applicants, shortlisted applicants, and applicants made offers, split by whether they are taking/have taken A-level Further Mathematics.

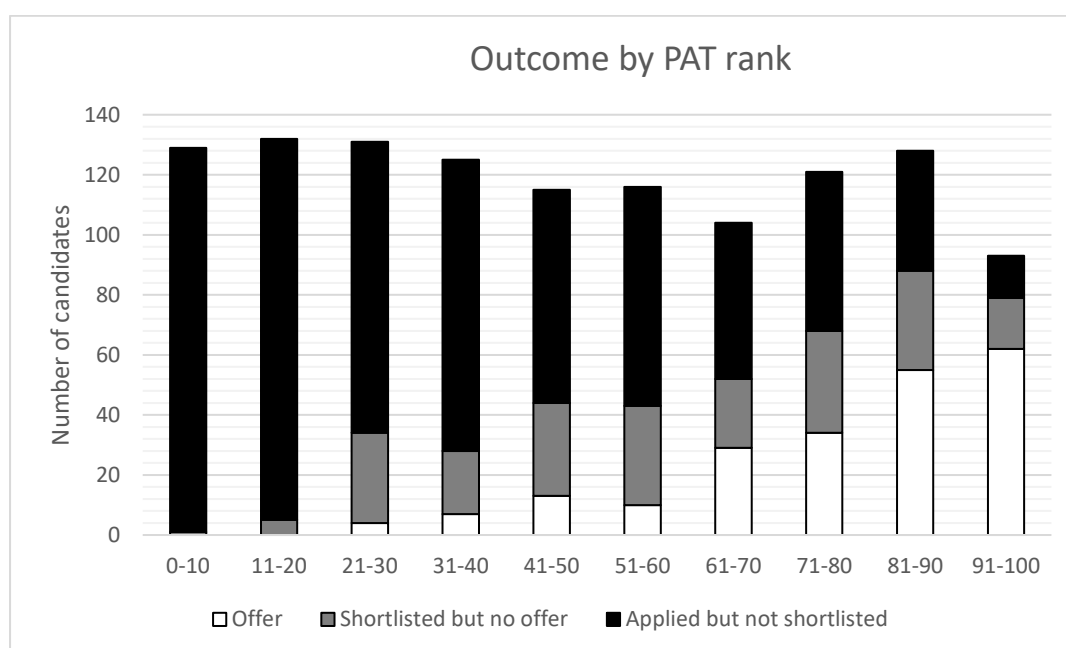
	Further Mathematics A-Level	
	Yes	No
Applicants	511	690
Shortlisted Applicants	276	168
Applicants made offers	151	64

Physics Admissions Test

Applicants to Engineering Sciences courses are required to take the Physics Admissions Test (PAT), and applications that are not supplemented with the Physics Admissions Test would usually only be considered where there are compelling mitigating circumstances. The statistics given below refer to only those applicants for which a PAT result was available.

The chart below shows the outcomes for applicants in each percentile rank of PAT result. As demonstrated below, it is not the case that achieving a certain rank in the PAT will guarantee an interview, and shortlisting and final decisions are made holistically on the basis of all available information about that applicant.

Please note that, where special considerations were submitted, this will not have resulted in a change of PAT rank. Instead, special considerations are considered alongside all available information when making decisions.

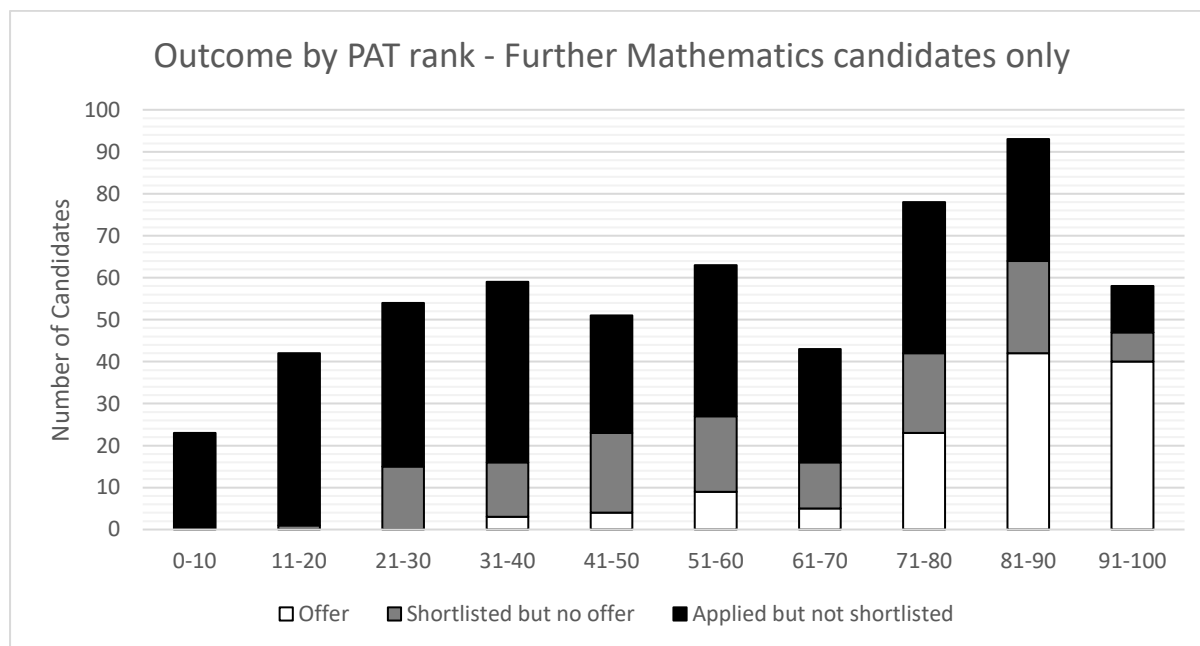


The average PAT rank for all applicants was 48.5

The average PAT rank for all shortlisted applicants was 67.7

The average PAT rank for all applicants made offers was 77.7

The chart below shows the same information but just for those applicants that were taking A-level Further Mathematics.



Shortlisting decisions and final decisions

Both shortlisting and final decisions for Engineering Science are made on the basis of all available information, without any set weighting granted to particular parts of the application. This includes the education/qualification history of the applicant, the Personal Statement, the Reference, predicted grades (if applicable), the Physics Admissions Test, and interviews (if shortlisted).